



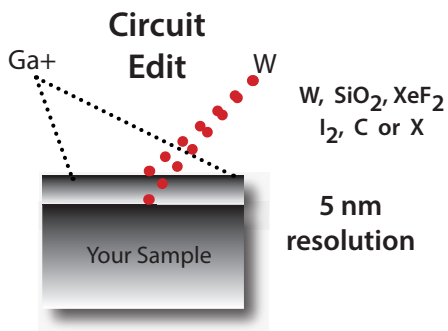

**NanoLab Delivers!**

# 'Circuit Edit'

5 nm  
Circuit Modification  
Proof of Concept Tool


**Analytical Services  
On Demand**

NanoLab's V600 FIB Circuit Edit Tool



**"Circuit Edit" in a Nano-Nutshell**  
 Ions IN – Electrons OUT  
 5 Gases: W, TEOS, XeF<sub>2</sub>, I<sub>2</sub> & C  
 Ga+ Beam Energy: 2-30 kV  
 5 nm Resolution At 30 kV  
 150 mm X 150 mm Stage  
 High Current, High Stability

CAD Navigation (Knights™ Camelot)



### STRENGTHS / ADVANTAGES

- High-throughput design modifications
- Create probe point-pads
- Cross-sectioning for IC imaging or EDS
- Micro-machining & manipulation
- Greatly shorten production cycles
- High speed/current milling using 2-30 kV
- Charge neutralizer

### GLOBAL USES

- Advanced prototyping
- Mask & IC modification
- Product development
- Quality control
- Problem solving
- Failure analysis
- Reverse engineering


### GIS GAS CHEMISTRY - DELIVERY SYSTEM

- Tungsten, W
- TEOS, SiO<sub>2</sub>
- Xenon di-fluoride, XeF<sub>2</sub>
- Iodine, I<sub>2</sub>
- Carbon, C
- Need a special gas - give us a call.

### APPLICATIONS

- Decisive cutting and rerouting of metal lines
- Selective etchants for metals and dielectrics
- Precursor materials for metal and dielectric deposition
- Deposition of probe pads for signal tracing
- Design changes at the inter-connect level
- Cross-sectioning for failure analysis
- Many more - let's talk.


Circuit Modification



### ROUTINE CAPABILITIES

- 5 nm at 17 mm working distance
- Five (5) processing gases
- 150 x 150 mm eucentric stage
- 10 mm in Z
- 100 nm steps
- 200 mm wafer

Cutting Copper



**NanoLab Technologies**, 1708 McCarthy Blvd, Milpitas,  
 California 95035 USA **Website:** [www.nanolab1.com](http://www.nanolab1.com)  
**E-mail:** [sales@nanolab1.com](mailto:sales@nanolab1.com), Sales Tel: 1.408.433.3320

Free consultation by phone.

Work On-Site with us.  
 E-mail: [FIB-info@nanolab1.com](mailto:FIB-info@nanolab1.com)